





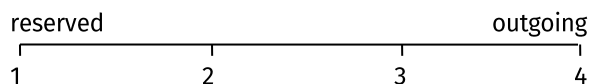
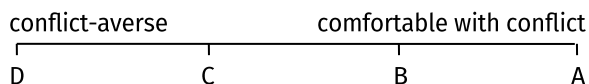
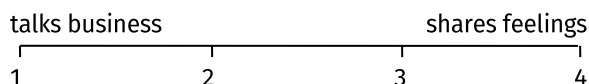
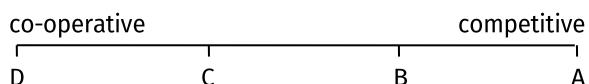
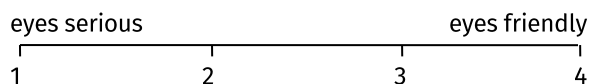
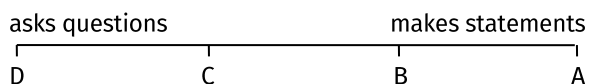
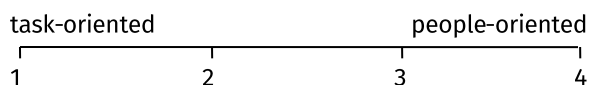
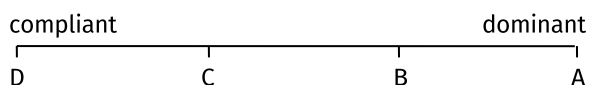


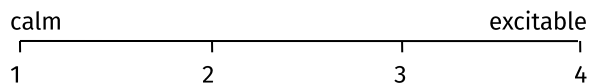
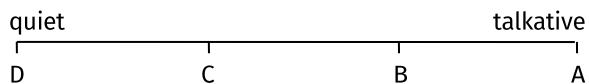
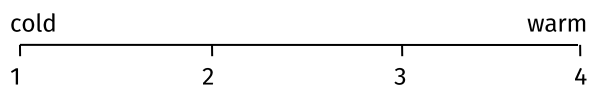
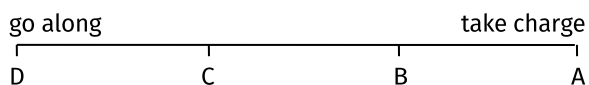


STYLE RECOGNITION SCORE SHEET



Person Being Profiled: _____

Circle the number or letter that best represents how you perceive this person on each of these scales. Then total the number of letters and numbers you have circled.



___ ___ ___ ___ ___ ___ ___ ___

Estimated Interpersonal Style: ___ - ___ (_____)

Calculation: Total each column. For each of the two sets (A-D and 1-4), consider all four totals. Determine the weighted average (which is not necessarily the largest number). Examples:

D	C	B	A	1	2	3	4
4	2	5	0	0	5	4	2